

PRACC

PLENTY RANGES ARTS
& CONVENTION CENTRE



Yan Yean Theatre Technical Specifications

Updated 8/04/2026

STAGE DETAILS

Brief Stage Description:

Unraked stage with a proscenium arch and flying facilities. Structural plywood floor covered with Masonite sheets, mounted on rubber mounts. Screwing into surface or tape marking to be authorized by Management.

Stage distributed load limit	700kg / m ²
Stage Point load limit	400kg
Orchestra Pit distributed load limit	200kg / m ² , maximum 6,000kg
Orchestra Pit Point load limit	200kg
Stage Rake	NO

Stage Dimensions:

Proscenium

Width	12000mm
Height	6000mm

Setting Line

Upstage edge of Proscenium arch.

Distance From (*SL = Setting Line, CL = Centre Line*)

SL to DS edge of apron	3300mm
SL to last upstage fly line	7710mm
Usable Stage Depth from CL	11010mm
SL to rear wall	8800mm
CL to OP wall (or obstruction)	8700mm
CL to PS wall (or obstruction)	13000mm
Stage to underside of grid / roof	16000mm

Overhead obstructions

PS Gallery height	6000mm
OP Gallery height	6000mm

Auditorium:

Auditorium consists of stalls.

Seating capacity	497 seats
------------------	-----------

Orchestra Pit:

Orchestra Pit

A manual orchestra pit that must be reconfigured by venue staff only. Pit can be closed or opened for MD section.

Stage level at **900mm** above auditorium.

Orchestra pit level at **1500mm** below auditorium.

Dimensions of the orchestra pit: Usable area for an orchestra is 12metres x 2.5 meters

Flying Facilities:

Fly System

The fly system is a single purchase handline system. All fly line movements are to be directly supervised by venue staff.

Fly System Details

Operating position	Stage Level, OP.
Total number of lines	30
Panorama Lines	1 bar OP and 1 bar PS.
Batten Drift	15000mm
Batten type	75 x 50 RHS steel section
Batten length	15000mm
LX bars can be swung	YES
Fly bars can be swung	YES
Standard Operation	
Batten point load	225kg
Batten W.L.L.	450kg (Cannot exceed 400kg)
Cradle capacity	400kg

SEE HANGING PLOT FOR LINE ALLOCATIONS AND FURTHER INFO

Hanging Plot:

SL: Setting Line as indicated previously

Line Type: SP = Single purchase, MW = Motor Winch, H.C. = House Curtain

W.L.L.: Maximum distributed load including bar weight

Line #	Dist. from SL	Line Type	W.L.L.	Venue Allocation	Intended Use (hiring company use)
H.C	360mm	MW	400kg	House Curtain	Not Available
1	510mm	SP	400kg	Border	Available On Request
2	660mm	SP	400kg		Available
3	810mm	SP	400kg	Legs 1	Available On Request
5	1110mm	SP	400kg	LX 1	Not Available
7	1410mm	SP	400kg	Scrim	Available On Request
8	1560mm	SP	400kg		Available
9	1710mm	SP	400kg		Available
11	2010mm	SP	400kg	Border	Available On Request
13	2310mm	SP	400kg	Legs 2	Available On Request
15	2610mm	SP	400kg	Mid Cyclorama	Available On Request
17	2910mm	SP	400kg		Available
19	3210mm	SP	400kg	Border	Available On Request
21	3510mm	SP	400kg	LX 2	Not Available
23	3810mm	SP	400kg	Legs 3	Available On Request
25	4110mm	SP	400kg	Mid Tab	Not Available
27	4410mm	SP	400kg		Available
29	4710mm	SP	400kg		Available
31	5010mm	SP	400kg		Available
33	5310mm	SP	400kg	Border	Available On Request
35	5610mm	SP	400kg	Legs 4	Available On Request
37	5910mm	SP	400kg	LX 3	Not Available
39	6210mm	SP	400kg		Available
40	6360mm	SP	400kg	PS Panorama Bar	Not Available
41	6510mm	SP	400kg	LX 4	Not Available
43	6810mm	SP	400kg		Available
45	7110mm	SP	400kg		Available
46	7260mm	SP	400kg	OP Panorama Bar	Not Available
47	7410mm	SP	400kg		Available
48	7560mm	SP	400kg	Cyclorama	Not Available
49	7710mm	SP	400kg	US Tab	Not Available

Drapery:

Type	Material	Colour	Width	Height	Quantity
House Curtain	Velour	Red	13000mm	6500mm	1
Borders	Wool	Black	14500mm	3000mm	4
Legs	Wool	Black	2200mm	7800mm	4 pair
Tabs / Smother	Wool	Black	14500mm	6500mm	2 pair
Cyclorama	Sharkstooth	White	14500mm	6500mm	1
Scrim	Sharkstooth Gauze	White	14500mm	6500mm	1
Mid Cyclorama	Sharkstooth	White	14500mm	6500mm	1

Access Equipment:

Elevated Work Platform

JLG 20 MVL motorised vertical lift.
Maximum reach is 6000mm

EWP Restrictions

Must be operated by PRACC Staff.

Ladders

Available on request.

Staging Units:

(10) Staging Units, 2400mm x 1200mm
(46) legs, 200mm
(12) legs, 400mm

Dip Traps:

OP Dip Traps are 0mm, 1070mm, 2550mm, 4040mm & 5860mm upstage of SL

PS Dip Traps are 0mm, 850mm, 2495mm, 4020mm & 5880mm upstage of SL

All have dimensions of 445mm x 150mm.

Safety Curtain:

Safety Curtain installed	Yes
Safety Curtain must be unobstructed at all times	Yes
Thickness of Fire Curtain	110mm
Distance from setting line	0mm
Additional Requirements	None

PRACC

PLENTY RANGES ARTS
& CONVENTION CENTRE

Loading Dock:

Access

Truck access via Service Lane way. Trucks can reverse into loading dock.

Loading Dock Height **975mm**
Door Dimensions **3600mm High**
 2270mm Wide

Restrictions / Obstructions

Inner Roller Door - **3445mm High**
 2400mm Wide

Staging Notes:

All flown items must be rigged with rated equipment and are subject to approval by a venue representative.

Limited rigging gear is available in house. All flown items must be approved by a venue representative.

Plenty Ranges reserves the right to refuse any flown item at any time.

All flying must be directly supervised by a venue representative.

LIGHTING DETAILS

Stage LX 1

Setting Line to lighting bar	750mm
Usable bar width	14000mm
Notes	-

Stage LX 2

Setting Line to lighting bar	3150 mm
Usable bar width	14000 mm
Notes	-

Stage LX 3

Setting Line to lighting bar	5550 mm
Usable bar width	14000 mm
Notes	-

Stage LX 4

Setting Line to lighting bar	6150mm
Usable bar width	14000mm
Notes	-

FOH Bridge 2

Setting Line to lighting bar	9900mm
Usable bar width	16000mm
Notes	-

FOH Bridge 1

Setting Line to lighting bar	6900mm
Usable bar width	16000mm
Notes	-

Orchestra Bar

Setting Line to lighting bar	1400 mm
Usable bar width	14000 mm
Notes	-

Dress Circle Bar

Setting Line to lighting bar	17000mm
Usable bar width	12000mm
Notes	-

FOH Perches (OP & PS)

Perch US (OP &PS)	8600mm (CL), 5000mm (SL)
-------------------	---------------------------------

Maximum lights per perch	2
Notes	Limited room in perch, no large fixtures

LIGHTING DETAILS (cont)

Control:

Lighting desk	GrandMA3 Light CRV (3 external touchscreens)
Control channels	8,192 Parameters
Signal output	DMX, sACN,
Signal distribution	Please contact Technical Operations Coordinator

Remote riggers available onstage Yes

Dimmer & Distros Racks:

Total Dimmer Racks	11 x 2.4Kw Dimmer Racks
Power Distribution LSC APS	

House Lights:

Independent control	Yes
Control positions	Control Room and Side Stage.
Fade time adjustable	No

LIGHTING DETAILS (cont)

Stage Luminare:

Profiles

Make	Model	Angle	Detail / Accessories	Watt	Total
ETC	Source4	15/30	(6) Gobo holders to suit	750w	27
Strand	Cantata	18/32	(9) iris	1200w	19
Strand	Prelude	16/30	(10) Gobo holders to suit, (8) iris'	650w	2

Fresnel's

Make	Model	Detail / Accessories	Watt	Total
Strand	Cantata	(40) Barndoors; (40) Gel Frames	1200w	18

Wash

Make	Model	Detail / Accessories	Watt	Total
Prolights	ECL Cyc 50	LED fixture	400w	8
Showpro	Fusion Wash 27	LED fixture	268w	12
Showpro	Fusion Par Hex	LED fixture	116w	10

Movers

Make	Model	Control Channels	Detail / Accessories	Watt	Total
Silver Star	Pluto 2000xe	401 - 412		300w	12

Followspots

Make	Model	Angle	Detail / Accessories	Watt	Total
Robert & Juliat	Alex III7C	7 - 14.5	6 colour frames "A" Size Gobo Holder	2000w	2

Additional Items:

Item	Make	Model	Detail / Accessories	Watt	Total
Molefaye Duo			(2) 110w Lamps	220w	2
LED Blinders	NiTEC	Blinder 2		155w	3
LED UV Pars	Chauvet DJ	Slimpar Pro H USB	Colour Frame	100w	8
LED Pars	Pro Shop	RGB LED Pars		100w	10
Hazer	Unique Hazer	2.1 Hazer		1500w	2
Mirror Ball			Attached motor		1

LIGHTING DETAILS (cont)

Patching:

Location	Quantity	Numbering (PS to OP)	Detail / Accessories
FOH 1	48	45 - 88	
FOH 2	48	1 - 44	
LX 1	24	98 - 121	
LX 2	24	122 - 145	
LX 3	24	146 - 169	
LX 4	24	170 - 193	
PS Pan Bar	5	A - E	Patches into dimmers on fly floor
OP Pan Bar	5	A - E	85 - 90 Patches into bridge 1
PS Dip Traps	12	194 - 205	
OP Dip Traps	12	206 - 217	
Orchestra Pit	2	194 - 195	Same patch as PS dip trap
Back Wall	2	216 - 217	Same patch as OP US dip trap
PS Perch 1	4	218 - 221	
OP Perch 1	4	222 - 225	
PS Perch 2			

Production Desk:

Production desk set-up at the back of the stalls. Table accommodates 2 people with dimmable lighting, DMX for the lighting desk, talkback, and audio patch lines.

Power:

3 Phase Outlets

- | | |
|---------------------------------------------------------|----------------------|
| 1 x 40A Downstage PS | 1 x 40A Upstage PS |
| 1 x 40A Downstage OP | 1 x 40A Upstage OP |
| 1 x 10A Proarch OP (Orchestra Pit Winch) | |
| 10 x 40A PS Dimmer Gallery (Dimmer and Distro use only) | |
| 4 x 40A FOH Bridge 1 | 4 x 40A FOH Bridge 2 |
| 2 x 40A Bio Box | 1 x 40A Loading Dock |

Cabling:

240v Extension Cable

The theatre has a good stock of extension leads to accommodate the venue's standard lighting rig.

Looms

N/A

3 phase Extensions

- 1 x 20-meter, 40 amp

AUDIO DETAILS

Control Positions:

Control Room

Rear Auditorium. Control Room open to Auditorium

Auditorium

Located at rear of Stalls in the center of row M. Seats must be allocated if desk is to be positioned in this position.

Other

Prompt side at Stage Managers console, mixer can be patched through to house system.

Control & Amplification:

Primary Mixer

Allen & Heath dLive s7000

Amplifiers

(4) d&b Audiotechnik D6

EQ

(4) d&b Audiotechnik D6 amp (inbuilt in amp).
Allen & Heath dLive s7000 Internal EQ's

FX

Allen & Heath dLive s7000 Internal FX

Compression / Limiter

d&b Audiotechnik D6 amp (inbuilt in amp)
Allen & Heath dLive s7000 Internal Dynamics Processing

Speakers:

FOH Speakers

(2) d&b Audiotechnik Ci-60
(2) d&b Audiotechnik Ci-90
(4) d&b Audiotechnik E0
(2) d&b Audiotechnik Ci-7 Subs

Foldback

(4) EV SX 100
(2) JBL MR Sires

AUDIO DETAILS (cont)

Playback:

Item	Make	Model	Detail	Total
Apple Mac Studio	Apple	Mac Studio	Qlab and Spotify player	1
Media Player	Arkaos PC		Arkaos Media Server	1

Microphones / DI's:

Make	Model	Detail / Accessories	Use	Total
Shure	SM 58a	Clips	Vocals	15
Shure	SM 57	Clips	Instruments	7
Shure	SM 94	Clips	Instruments	8
Shure	Beta52	Internal Clip	Kick Drum	2
Rode	NT5	Clips	Instruments	4
Sennheiser	E 602 MKII	Clip	Kick Drum	1
Sennheiser	EW 500 G3	Receivers	Vocals / Inst	20
Sennheiser	EW 500 e945	Handheld Microphone	Vocals	8
Sennheiser	EW 500 sk500	Beltpack Transmitter	Vocals / Inst	20
Radial	JDI Passive	Mono DI	Inst	6
Radial	JDI Passive	Stereo DI	Inst	2
Radial	Duplex	Stereo DI	Inst / Computer	2
Klark Teknik	DN100	Mono DI	Inst	8
Klark Teknik	DN200	Stereo DI	Inst / Computer	3

Accessories:

Item	Model	Detail / Accessories	Total
Microphone Stands	Tripod Base	With Boom Arm	19
Microphone Stands	Tripod Base	Small	8
Microphone Stands	Round Base	Vertical (no Boom Arm)	4
Drum Mic Clips	K&N 24030B	Drum Microphone Clip	3
Music Stands	K&N KM10068		15
Additional Fold Back	RCF Art 315A	15" Powered Speakers	2
Additional Fold Back	RCF Art 300A	10" Powered Speakers	2

Patching:

Location	Quantity	Numbering	Detail
USP (A&H DM64 stage box)	64	1 - 64	64 sends, 32 returns
PS Wing (Mic)	20	1 - 20	20 sends
OP Wing (Mic)	20	21 - 40	20 sends
Orchestra Pit (Mic)	24	41 - 64	24 sends
PS Wing (Tie)	10	1 - 10	4 sends/returns (male & female)
OP Wing (Tie)	10	11 - 20	4 sends/returns (male & female)
Orchestra Pit (Tie)	6	21 - 26	6 send/returns (male & female)
2x digital drop box (A&H DX 16/8)	2	N/A	2x 16 send, 8 return

Cabling:

Audio Cable

The theatre has a good stock of cable to accommodate the venue's audio equipment. If additional audio equipment is being brought in additional cabling may be required.

Multicore

(1) 10m, 12 lines

AUDIO VISUAL DETAILS

Projector:

Panasonic 17KE2E 16,500 Lumens, 1366 x 768, 50Hz

Screens:

Cyclorama screen on line 15

Cyclorama screen on line 48

AUDIO Visual DETAILS (cont)

Projector Rigging Points:

Panasonic projector mounted below FOH bridge 2

Cabling:

The theatre has some stock of SDI and HDMI cable to accommodate the venue's own equipment.

There are 2 x SDI runs to bio from stage - 1 x OP and 1 x PS.

BACKSTAGE DETAILS

Communications:

Stage Managers Desk

Stage Managers desk is located in prompt corner. The desk can be moved within its area and is fitted with a light, stage video and audio, and talkback.

Talkback

Master Unit

ClearCom Encore Party line MS 702 Base Station
HME DX 200 Wireless Communications Base Station

Total sub stations

6 belt pack with headsets
4 Wireless belt packs with headsets

Talkback patching located at: Stage Managers Desk

Control Room, lighting, audio, dome x 2
Flys OP
US x 2
Production Position and Centre Stalls
Orchestra Pit
Tech Office

Paging / Show relay

Paging to the dressing rooms is available from the stage managers desk. Show relay is distributed to all dressing rooms and green room.

Stage Monitor

TV's set-up in green room, Dressing rooms, SM position and OP stage (Fly's).
Camera located rear center of auditorium

Dressing Rooms:

Dressing Room	Capacity	Toilets	Shower	Details
Dressing Rm #1	54	1	Yes	
Dressing Rm #2	46	1	Yes	
Dressing Rm #3	26	1	Yes	
Dressing Rm #4	5	No	No	Shared shower & toilets with DR #3
Green Room	24	2	2	
Woodstock Theatre	175	No	No	Used as additional dressing room if required

PRACC

PLENTY RANGES ARTS
& CONVENTION CENTRE

Laundry / Wardrobe:

Washing Machines	Yes, 1 in theatre scene dock
Dryers	Yes, 1 in theatre scene dock
Iron / ironing board	One
Clothes racks	5 mobile racks, most dressing rooms have
fixed rails	

Production Facilities:

Production Office	
No. Dressing room #4 can be used as an office	
Phone	
No	
Fax	
No	
Access to phone for internet access	
Public WIFI available throughout building	

Greenroom:

Tea / Coffee facilities	Yes - Boiling water unit only
Fridge	Yes
Microwave	Yes
Running water	Yes

Stage Door:

Access	
Stage Door is located near loading dock on Service Lane. This door is unsupervised and kept locked at all times.	

ADDITIONAL FACILITIES & INFORMATION

Orchestral:

N/A

Rehearsal Space:

Eucalypt Room. Bookings required for use

PRACC

PLENTY RANGES ARTS
& CONVENTION CENTRE

VENUE DETAILS

Venue Contacts:

Venue Address

35 Ferres Boulevard, South Morang, Vic, 3752

Venue Postal Address

Locked Bag 1, Bundoora MDC, Bundoora, Vic, 3083

Staff Contacts:

Coordinator Cultural Venues

Email Address

Matthew Cartledge

Phone Number

Matthew.cartledge@pracc.com.au

Mobile

(03) 9217 2150

0429 528 030

Technical Operations Coordinator

Email Address

Ash Whelan

Phone Number

Ash.whelan@pracc.com.au

Mobile

(03) 9217 2463

0447 319 806

Venue Operations Coordinator

Email Address

Vanessa Lacock - Smith

Phone Number

Vanessa.lacocksmith@pracc.com.au

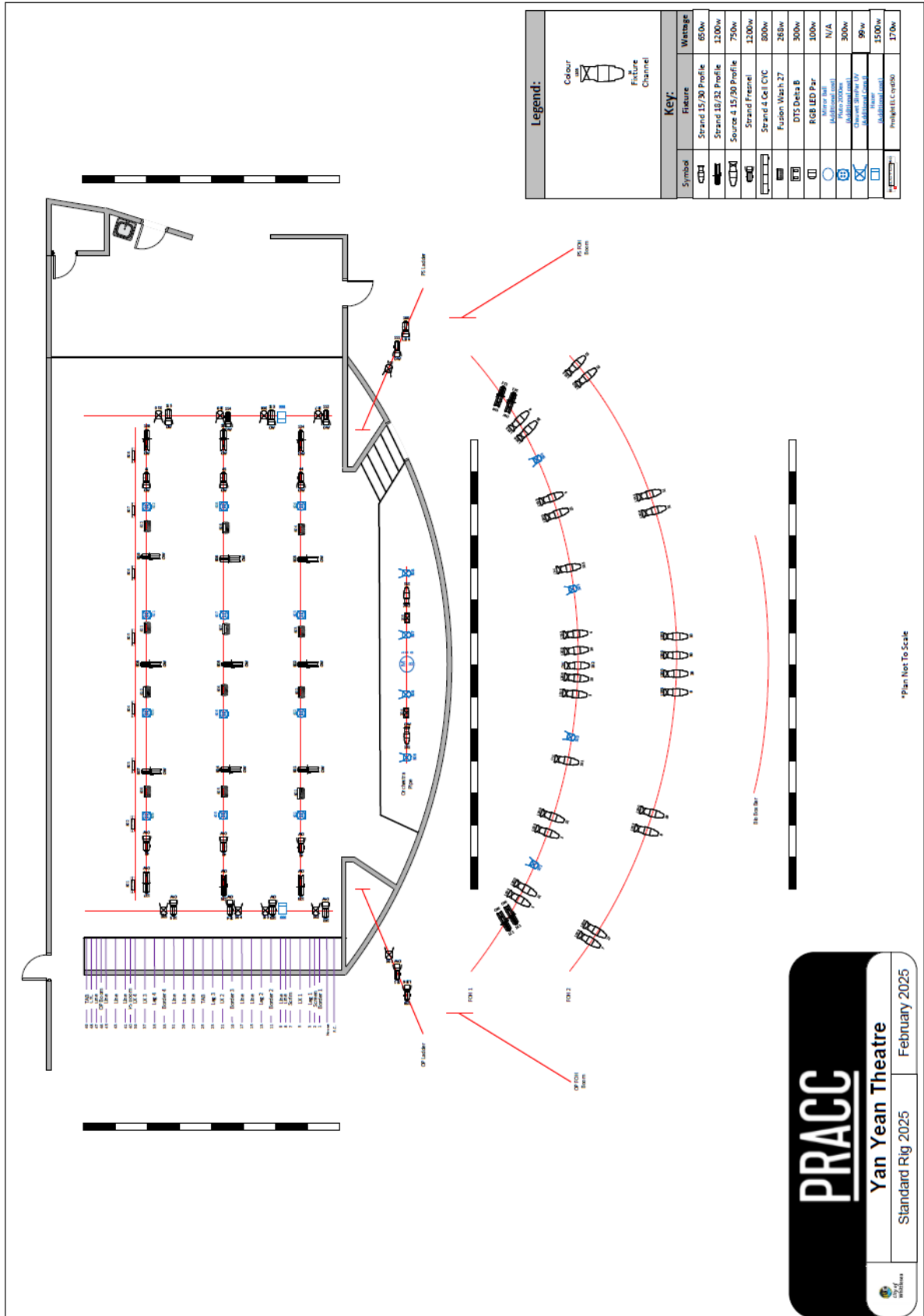
Mobile

(03) 9217 2320

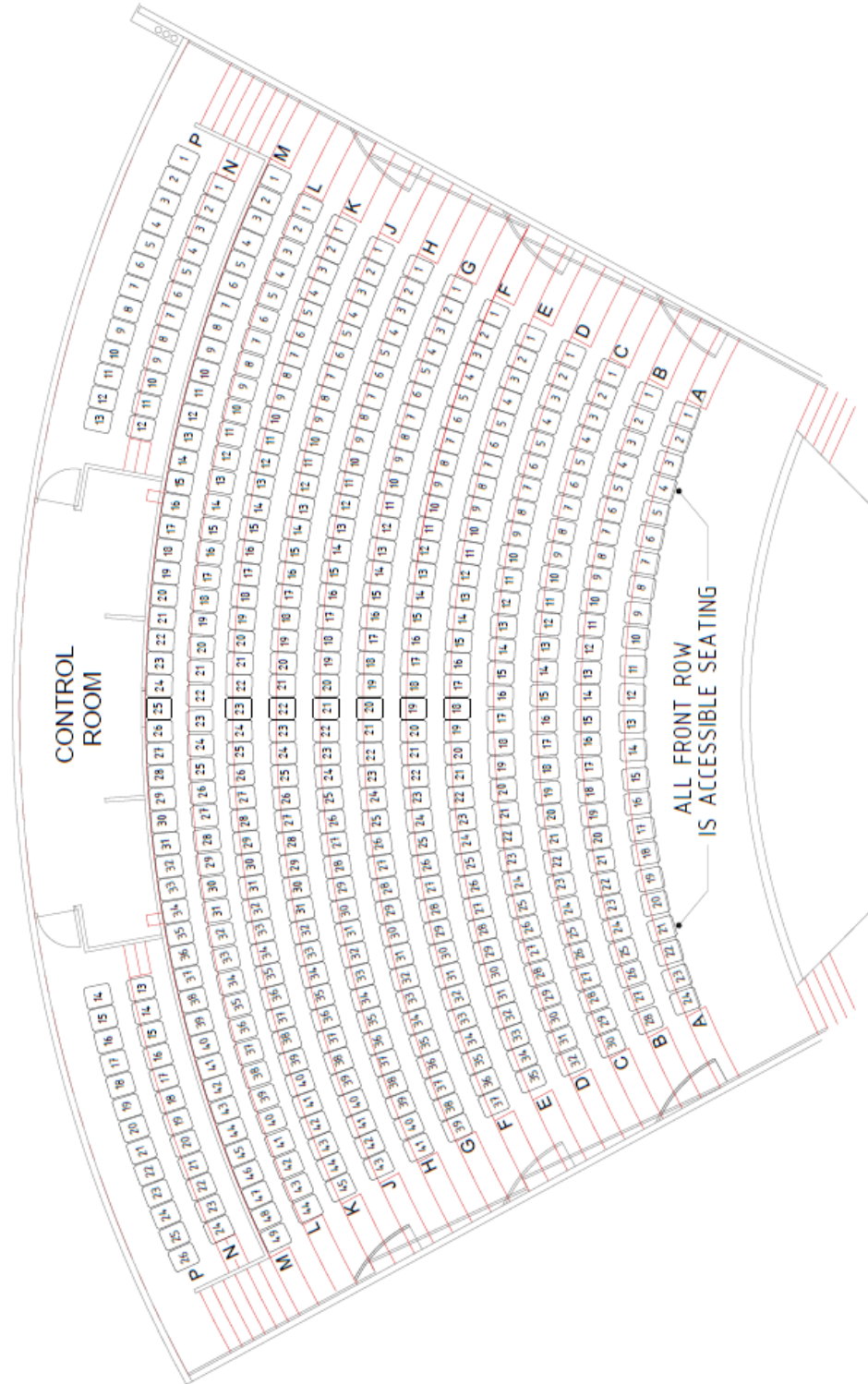
0408 503 346

PRACC

PLENTY RANGES ARTS & CONVENTION CENTRE

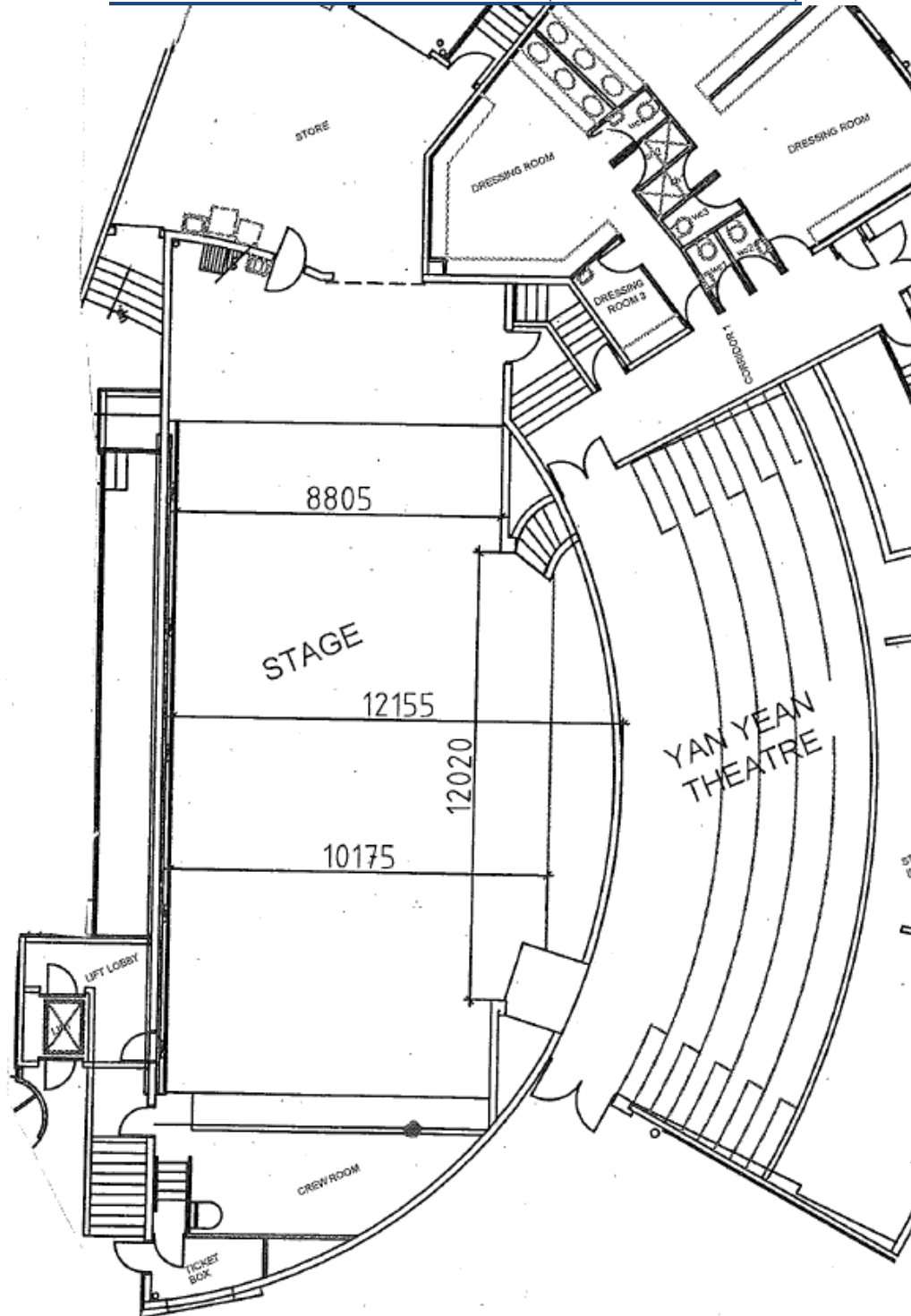


SEATING PLAN (AVAILABLE SEPERATELY)



LIGHTING PLAN (AVAILABLE SEPERATELY)

STAGE DIMENSION PLAN (AVAILABLE SEPERATELY)



DRESSING ROOM PLAN (AVAILABLE SEPERATELY)

