

PRACC

PLENTY RANGES ARTS
& CONVENTION CENTRE



Technical Specifications

Updated 7/08/2024

STAGE DETAILS

Brief Stage Description:

Unraked stage with a proscenium arch and flying facilities. Structural plywood floor covered with masonite sheets, mounted on rubber mounts. Screwing into surface or tape marking to be authorized by Management.

Stage distributed load limit	700kg / m ²
Stage Point load limit	400kg
Orchestra Pit distributed load limit	200kg / m ² , maximum 6,000kg
Orchestra Pit Point load limit	200kg
Stage Rake	NO

Stage Dimensions:

Proscenium

Width	12.0 metres
Height	6 metres

Setting Line

Upstage edge of Fire Curtain channel.

Distance From (*SL = Setting Line, CL = Centre Line*)

SL to DS edge of apron	3300mm
SL to DS edge of Orchestra Lift/Pit	3300mm
SL to last upstage fly line	7900mm
SL to rear wall	8800mm
CL to OP wall (or obstruction)	8700mm
CL to PS wall (or obstruction)	13000mm
Stage to underside of grid / roof	16000mm

Overhead obstructions

PS Gallery height	6000mm
OP Gallery height	6000mm

Auditorium:

Auditorium consists of stalls.

Seating capacity with additional

Orchestra pit seating installed **N/A**

Seating capacity without

Orchestra pit seating installed **497**

Orchestra Pit:

Orchestra Pit

A manual orchestra pit that must be reconfigured by venue staff only. Pit can be closed, open MD section or fully opened.

Stage level at **900mm** above auditorium.

Orchestra pit level at **1500mm** below auditorium.

Lift can be set at any height **N/A**

SWL of orchestra lift **N/A**

Dimensions of the orchestra pit Usable area for an orchestra is 12metres x 2.5 metres

Flying Facilities:

Fly System

The fly system is a single purchase handline system. All fly line movements are to be directly supervised by venue staff.

Fly System Details

Operating position	Stage Level, OP.
Total number of lines	30
Panorama Lines	1 bar OP and 1 bar PS.
Batten Drift	15000mm
Batten type	75 x 50 RHS steel section
Batten length	15000mm
LX bars can be swung	YES
Fly bars can be swung	YES
Standard Operation	
Batten point load	225kg
Batten W.L.L.	450kg
Cradle capacity	400kg
With Cradle Extensions (Venue has NO Extensions)	
Batten point load	225kg
Batten W.L.L.	450kg
Cradle capacity	450kg

SEE HANGING PLOT FOR LINE ALLOCATIONS AND FURTHER INFO

Additional Rigging points none

Hanging Plot:

SL: Setting Line as indicated previously

Line Type: *SP* = Single purchase, *DP* = Double purchase, *MW* = Motor Winch, *HW* = Hand Winch, *HL* = Handline

W.L.L.: Maximum distributed load including bar weight

Line #	Dist. from SL	Line Type	W.L.L	Venue Allocation	Intended Use (hiring company use)
H.C	0mm	MW	400kg	House Curtain	Not Available
1	150mm	SP	400kg	Border	Not Available
2	300mm	SP	400kg		AVAILABLE
3	450mm	SP	400kg	Legs 1	Not Available
5	750mm	SP	400kg	LX 1	Not Available
7	1050mm	SP	400kg	Scrim	Not available
8	1200mm	SP	400kg		AVAILABLE
9	1350mm	SP	400kg		AVAILABLE
11	1650mm	SP	400kg	Border	Not Available
13	1950mm	SP	400kg	Legs 2	Not Available
15	2250mm	SP	400kg	Projection Screen	Not Available
17	2550mm	SP	400kg		AVAILABLE
19	2850mm	SP	400kg	Border	Not Available
21	3150mm	SP	400kg	LX 2	Not Available
23	3450mm	SP	400kg	Legs 3	Not Available
25	3750mm	SP	400kg	½ Tab	Not Available
27	4050mm	SP	400kg		AVAILABLE
29	4350mm	SP	400kg		AVAILABLE
31	4650mm	SP	400kg		AVAILABLE
33	4950mm	SP	400kg	Border	Not Available
35	5250mm	SP	400kg	Legs 4	Not Available
37	5550mm	SP	400kg	LX 3	Not Available
39	5850mm	SP	400kg		AVAILABLE
40	6000mm	SP	400kg	PS Panorama Bar	Not Available
41	6150mm	SP	400kg	LX 4	Not Available
43	6450mm	SP	400kg		AVAILABLE
45	6750mm	SP	400kg		AVAILABLE
46	6900mm	SP	400kg	OP Panorama Bar	Not Available
47	7050mm	SP	400kg		AVAILABLE
48	7200mm	SP	400kg	Cyclorama	Not Available
49	7350mm	SP	400kg	US Tab	Not Available

Drapery:

Type	Material	Colour	Width	Height	Quantity
House Curtain	Velour	Red	13000mm	6500mm	1
Borders	Wool	Black	14500mm	3000mm	4
Legs	Wool	Black	2200mm	7800mm	4 pair
Tabs / Smother	Wool	Black	14500mm	6500mm	2 pair
Cyclorama	Sharkstooth	White	14500mm	6500mm	1
Scrim	Sharkstooth Gauze	White	14500mm	6500mm	1
Screen	Sharkstooth	White	14500mm	6500mm	1

Access Equipment:

Elevated Work Platform

JLG 20 MVL motorised vertical lift.
Maximum reach is 6000mm

EWP Restrictions

Must be operated by Plenty Ranges Staff.

Ladders

- (1) 4 meter "A" Frame aluminum.
- (1) 2.1 meter "A" Frame fiberglass.

Staging Units:

- (10) Staging Units, 2400mm x 1200mm
- (46) legs, 200mm
- (12) legs, 400mm

Stage Covers:

Style	N/A	
Dimensions		N/A
Colour	N/A	

Stage Traps:

Four Dip Traps on either side of stage (mirrored) at 0 mm, 2000mm, 6000mm and 4000mm upstage of SL. All have dimensions of 290 x 150mm.

Safety Curtain:

Safety Curtain installed	Yes
Safety Curtain must be unobstructed at all times	Yes
Thickness of Fire Curtain	110mm
Distance from setting line	0mm
Additional Requirements	None

Loading Dock:

Access

Truck access via Service Lane way. Trucks can reverse into loading dock.

Loading Dock Height	930mm
Door Dimensions	3600mm High 2270mm Wide

Restrictions / Obstructions

Inner Roller Door -	3560mm High 2400mm Wide
---------------------	--

Staging Notes:

All flown items must be rigged with rated equipment and are subject to approval by a venue representative.

Limited rigging gear is available in house. All flown items must be approved by a venue representative.

Plenty Ranges reserves the right to refuse any flown item at any time.

All flying must be directly supervised by a venue representative.

LIGHTING DETAILS

Stage LX 1	
Setting Line to lighting bar	750mm
Usable bar width	14000mm
Notes	-
Stage LX 2	
Setting Line to lighting bar	3150 mm
Usable bar width	14000 mm
Notes	-
Stage LX 3	
Setting Line to lighting bar	5550 mm
Usable bar width	14000 mm
Notes	-
Stage LX 4	
Setting Line to lighting bar	6150mm
Usable bar width	14000mm
Notes	-
FOH Bridge 2	
Setting Line to lighting bar	9900mm
Usable bar width	16000mm
Notes	-
FOH Bridge 1	
Setting Line to lighting bar	6900mm
Usable bar width	16000mm
Notes	-
Orchestra Bar	
Setting Line to lighting bar	1400 mm
Usable bar width	14000 mm
Notes	-
Dress Circle Bar	
Setting Line to lighting bar	17000mm
Usable bar width	12000mm
Notes	-
FOH Perches (OP & PS)	
Perch US (OP &PS)	8600mm (CL), 5000mm (SL)
Maximum lights per perch	2
Notes	Limited room in perch, no large fixtures

LIGHTING DETAILS (cont)

Control:

Lighting desk	LSC Clarity LX600
Control channels	From 8,192 DMX Slots
Signal output	DMX 512a, ArtNet, sACN, RDM
Signal distribution	Universe 1 - DMX512a from Control Room to 10way (5x3pin & 5x5pin) isolated splitter on Stage Bridge. One Port used for dimmer control ring around venue. Universe 2 - DMX512a from Control Room to 8way (4x3pin & 4x5pin) isolated splitter on Stage Bridge fed to each stage LX bar Universe 3 - Ethernet to DMX from Control room to 5way isolated splitter on Stage Bridge. DMX points available Prompt and OP Upstage and Downstage, on all LX Bars and FOH.

Remote riggers available onstage Yes

Dimmer Racks:

Total Dimmer Racks	14
2.4Kw Dimmer Racks	State Automation Solution Cool
Total dimmers @ 2.4kw per dimmer	168 channels
5Kw Dimmer Racks	Dynalite Production dimmer
Total dimmers @ 5kw per dimmer	6 channels

House Lights:

Independent control	Yes
Control positions	Control Room and Stage Managers Console.
Fade time adjustable	No

LIGHTING DETAILS (cont)

Stage Luminaire:

Profiles

Make	Model	Angle	Detail / Accessories	Watt	Total
ETC	Source4	15/30	(6) Gobo holders to suit	750w	27
Strand	Cantata	18/32	(9) iris	1200w	22
Strand	Prelude	16/30	(10) Gobo holders to suit, (8) iris'	650w	14

Fresnel's

Make	Model	Detail / Accessories	Watt	Total
Strand	Cantata	(40) Barndoors; (40) Gel Frames	1200w	35

Wash

Make	Model	Detail / Accessories	Watt	Total
Selecon	Cyc 500 - 800	(4) cells per unit	800w	6
DTS	Delta 7B	LED fixture	400w	12

Movers

Make	Model	Control Channels	Detail / Accessories	Watt	Total
Silver Star	Pluto 2000xe	401 - 412		300w	12

Followspots

Make	Model	Angle	Detail / Accessories	Watt	Total
Robert & Juliat	Alex III7C	7 - 14.5	6 colour frames "A" Size Gobo Holder	2000w	2

Additional Lighting:

Item	Make	Model	Detail / Accessories	Watt	Total
Molefaye Duo			(2) 110w Lamps	220w	2
LED UV Pars	Chauvet DJ	Slimpar Pro H USB	Colour Frame	100w	8
LED Pars	Pro Shop	RGB LED Pars		100w	10
Hazer	Unique Hazer	2.1 Hazer		1500w	2

LIGHTING DETAILS (cont)

Patching:

Location	Quantity	Numbering (PS to OP)	Detail / Accessories
FOH 1	48	45 - 88	
FOH 2	48	1 - 44	
LX 1	24	98 - 121	
LX 2	24	122 - 145	
LX 3	24	146 - 169	
LX 4	24	170 - 193	
PS Pan Bar	5	A - E	Patches into dimmers on fly floor
OP Pan Bar	5	A - E	85 - 90 Patches into bridge 1
PS Dip Traps	12	194 - 205	
OP Dip Traps	12	206 - 217	
Orchestra Pit	2	194 - 195	Same patch as PS dip trap
Back Wall	2	216 - 217	Same patch as OP US dip trap
PS Perch 1	4	218 - 221	
OP Perch 1	4	222 - 225	
PS Perch 2			
OP Perch 2			

Production Desk:

Production desk set-up at the back of the stalls. Table accommodates 2 people with dimmable lighting, DMX for the lighting desk, talkback, and audio patch lines.

Power:

3 Phase Outlets

- (1) 40A downstage on PS
- (1) 40A upstage on OP
- (10) 40A PS Gallery (dimmer use only)
- (4) 40A FOH Bridge 1 (dimmer use only.)
- (4) 40A FOH Bridge 2 (dimmer use only).
- (1) 10A Orch Bar (Chain Motor Winch Only)
- (2) 40A in Bio Box
- (1) 40A downstage on OP

Cabling:

240v Extension Cable

The theatre has a good stock of extension leads to accommodate the venue's standard lighting rig.

Looms

N/A

3 phase Extensions

1 x 20-meter, 40 amp

AUDIO DETAILS

Control Positions:

Control Room

Rear Auditorium. Control Room open to Auditorium

Auditorium

Located at rear of Stalls in the center of row M. Seats must be allocated if desk is to be positioned in this position.

Other

Prompt side at Stage Managers console, mixer can be patched through to house system.

Control & Amplification:

Primary Mixer

Allen & Heath dLive s7000

Amplifiers

(4) d&b Audiotechnik D6

EQ

(4) d&b Audiotechnik D6 amp (inbuilt in amp).
Yamaha M7CL Internal EQ's

FX

Yamaha M7CL Internal FX

Compression / Limiter

d&b Audiotechnik D6 amp (inbuilt in amp)
Yamaha M7CL Internal Dynamics Processing

Speakers:

FOH Speakers

(2) d&b Audiotechnik Ci-60
(2) d&b Audiotechnik Ci-90
(4) d&b Audiotechnik E0
(2) d&b Audiotechnik Ci-7 Subs

Foldback

(4) EV SX 100
(2) JBL MR Sires

AUDIO DETAILS (cont)

Playback:

Item	Make	Model	Detail	Total
Media Player	Denon	DN-700c	Network Media Player	1
CD Player	Denon	DN-C635	CD Player	1
Apple Mac mini	Apple	Mac Mini	Qlab and Spotify player	1
Media Player	Arkaos PC		Arkaos Media Server	1

Microphones / DI's:

Make	Model	Detail / Accessories	Use	Total
Shure	SM 58a	Clips	Vocals	15
Shure	SM 57	Clips	Instruments	10
Shure	SM 94	Clips	Instruments	10
Shure	Beta52	Internal Clip	Kick Drum	2
Rode	NT5	Clips	Instruments	4
Sennheiser	E 602 MKII	Clip	Kick Drum	1
Sennheiser	EW 500 G3	Receivers	Vocals / Inst	20
Sennheiser	EW 500 e945	Handheld Microphone	Vocals	10
Sennheiser	EW 500 sk500	Beltpack Transmitter	Vocals / Inst	20
Radial	JDI Passive	Mono DI	Inst	2
Radial	Duplex	Stereo DI	Inst / Computer	1
Klark Teknik	DN100	DI	Inst	9

Accessories:

Item	Model	Detail / Accessories	Total
Microphone Stands	Tripod Base	With Boom Arm	16
Microphone Stands	Tripod Base	Small	4
Microphone Stands	Round Base	Vertical (no Boom Arm)	4
Drum Mic Clips	K&N 24030B	Drum Microphone Clip	4
Music Stands	K&N KM10068	With Stand Lights	15
Additional Fold Back	RCF Art 315A	15" Powered Speakers	2
Additional Fold Back	RCF Art 300A	10" Powered Speakers	2

Patching:

Location	Quantity	Numbering	Detail
Control Room (looms from console)	48	1 - 48	48 sends, 16 returns
PS Wing (Mic)	20	1 - 20	20 sends
OP Wing (Mic)	20	21 - 40	20 sends
Orchestra Pit (Mic)	24	41 - 64	24 sends
PS Wing (Tie)	10	1 - 10	4 sends/returns (male & female)
OP Wing (Tie)	10	11 - 20	4 sends/returns (male & female)
Orchestra Pit (Tie)	6	21 - 26	6 send/returns (male & female)

Cabling:

Audio Cable

The theatre has a good stock of cable to accommodate the venue's audio equipment. If additional audio equipment is being brought in additional cabling may be required.

Multicore

- (1) 10m, 12 lines
- (1) 3m, 8 lines

AUDIO VISUAL DETAILS

Projection Room:

N/A

Projector:

Panasonic 17KE2E 16,500 Lumens, 1366 x 768, 50Hz

Switchgear:

- Blackmagic Production Studio 4K
 - 4 SDI and 4 HDMI inputs
 - SDI output to Panasonic

Decimator MD-HX HDMI - SDI cross converter/scaler x2
Tascam DVD Player x2

Screens:

- Cyclorama screen on line 15
- Cyclorama screen on line 48

AUDIO Visual DETAILS (cont)

Projector Rigging Points:

Panasonic projector mounted below FOH bridge 1

Cabling:

The theatre has some stock of SDI and HDMI cable to accommodate the venue's own equipment.

There are 2 x SDI runs to bio from stage - 1 x OP and 1 x PS.

BACKSTAGE DETAILS

Communications:

Stage Managers Desk

Stage Managers desk is located in prompt corner. The desk can be moved within it's area and is fitted with a light, stage video and audio, and talkback.

Talkback

Master Unit	ClearCom Encore Partyline MS 702 Base Station HME DX 200 Wireless Communications Base Station
Total sub stations	6 belt pack with headsets 4 Wireless belt packs with headsets
Talkback patching located at:	Stage Managers Desk Control Room, lighting, audio, dome x 2 Flys OP US x 2 Production Position and Centre Stalls Orchestra Plt Tech Office

Paging / Show relay

Paging to the dressing rooms is available from the stage managers desk. Show relay is distributed to all dressing rooms and green room.

Stage Monitor

TV's set-up in green room, Dressing rooms, SM position and OP stage (Fly's).
Camera located rear centre of auditorium

Q Light System

In house Q light system available **No**

Dressing Rooms:

Dressing Room	Capacity	Toilets	Shower	Details
Dressing Rm #1	54	1	Yes	
Dressing Rm #2	46	1	Yes	
Dressing Rm #3	26	1	Yes	
Dressing Rm #4	5	No	No	Shared shower & toilets with DR #3
Green Room	24	2	2	
Woodstock Theatre	175	No	No	Used as additional dressing room if required

Laundry / Wardrobe:

Washing Machines	Yes, 1 in theatre scene dock
Dryers	Yes, 1 in theatre scene dock
Iron / ironing board	One
Clothes racks	2 mobile racks, most dressing rooms have
fixed rails	

Production Facilities:

Production Office
No. Dressing room #4 can be used as an office
Phone
No
Fax
No
Access to phone for internet access
Public WIFI available throughout building

Greenroom:

Tea / Coffee facilities	Yes - Boiling water unit only
Fridge	Yes
Microwave	No
Running water	Yes

Stage Door:

Access
Stage Door is located near loading dock on Service Lane. This door is unsupervised and kept locked at all times.

ADDITIONAL FACILITIES & INFORMATION

Orchestral:

N/A

Rehearsal Space:

Eucalypt Room. Bookings required for use

VENUE DETAILS

Venue Contacts:

Venue Address
Venue Postal Address

35 Ferres Boulevard, South Morang, Vic, 3752
Locked Bag 1, Bundoora MDC, Bundoora, Vic, 3083

Staff Contacts:

Coordinator Cultural Venues

Email Address
Phone Number
Mobile

Matthew Cartledge
Matthew.cartledge@pracc.com.au
(03) 9217 2150
0429 528 030

Technical Operations Coordinator

Email Address
Phone Number
Mobile

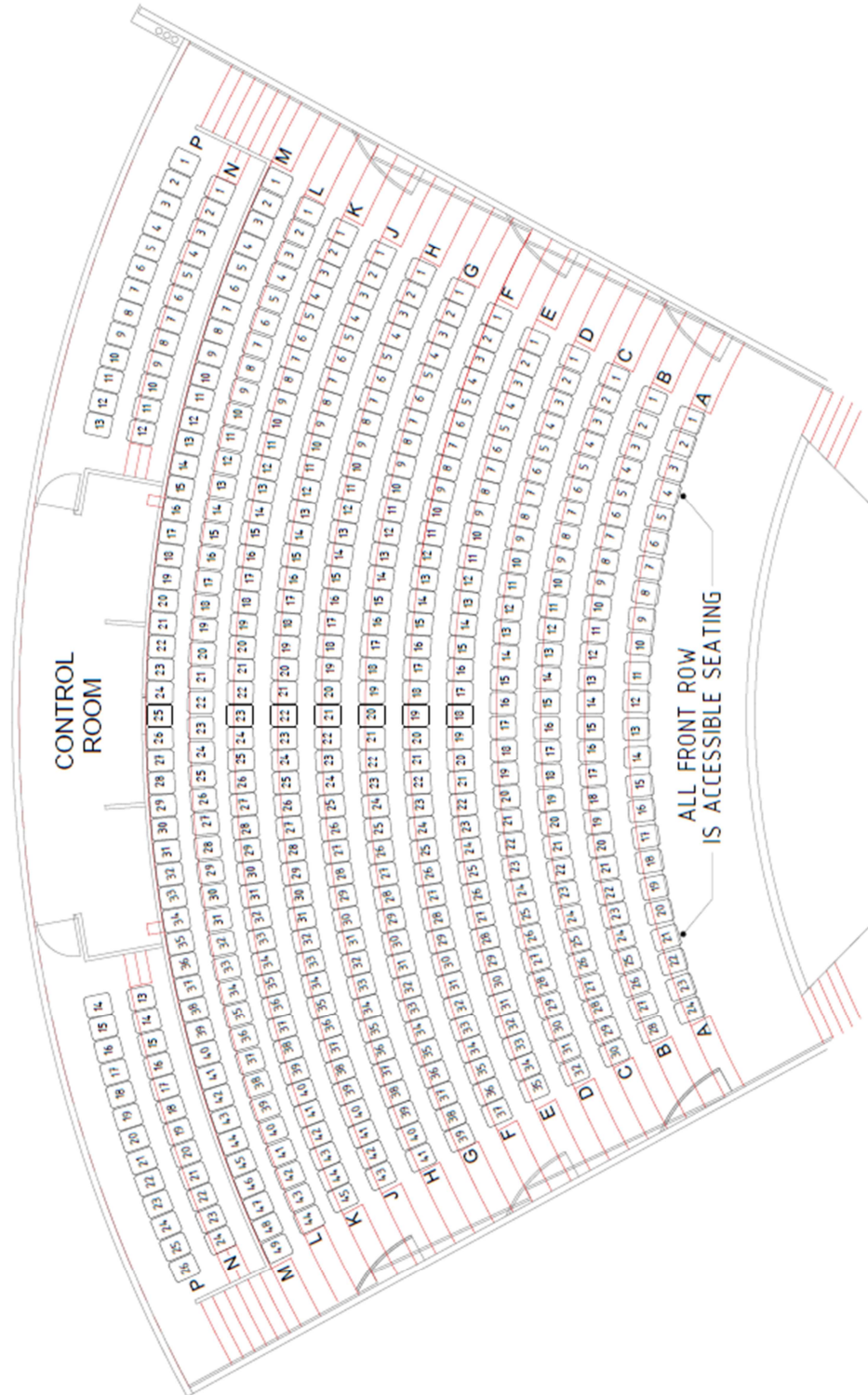
Ash Whelan
Ash.whelan@pracc.com.au
(03) 9217 2463
0447 319 806

Venue Operations Coordinator

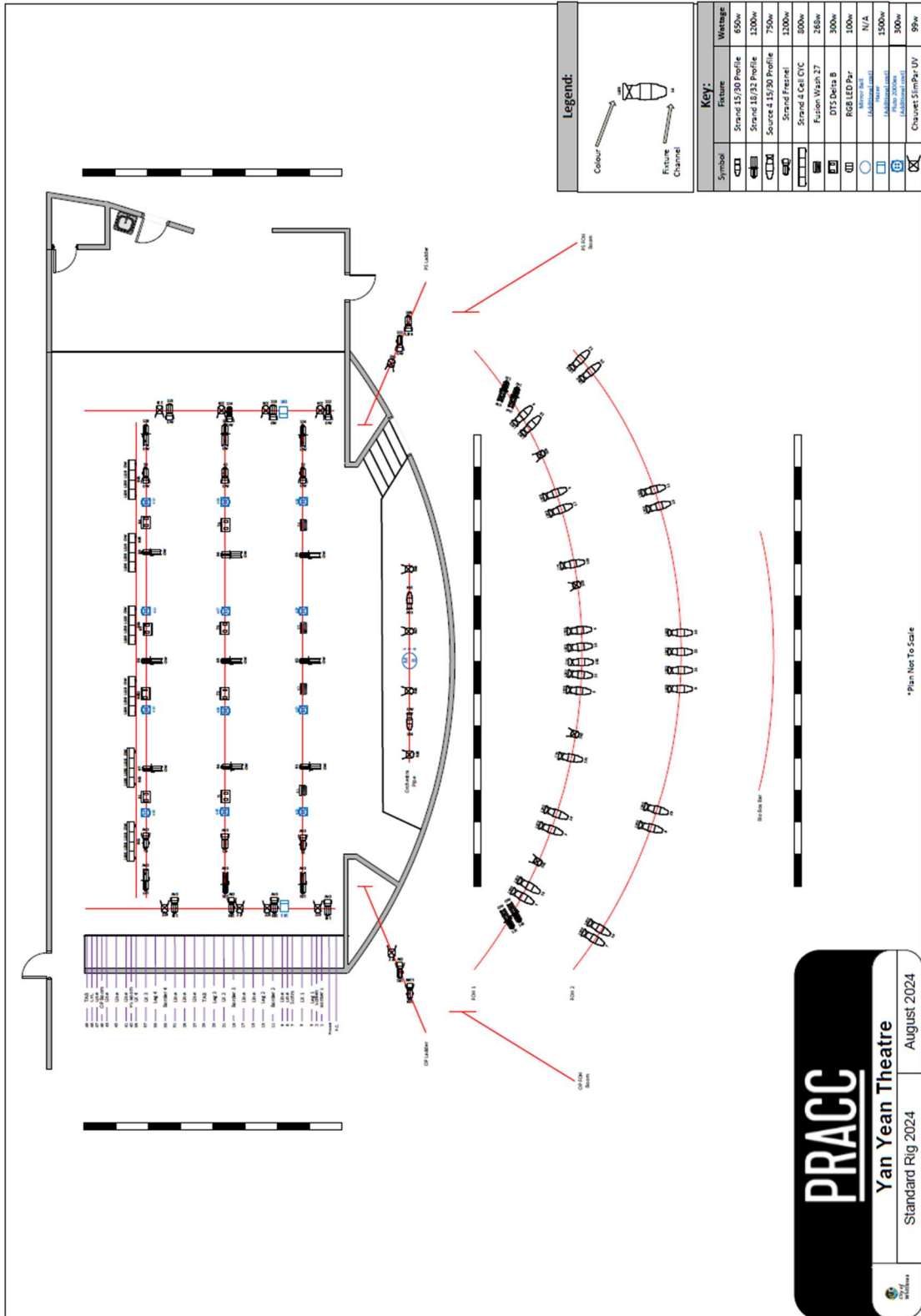
Email Address
Phone Number
Mobile

Vanessa Lacock - Smith
Vanessa.lacocksmith@pracc.com.au
(03) 9217 2320
0408 503 346

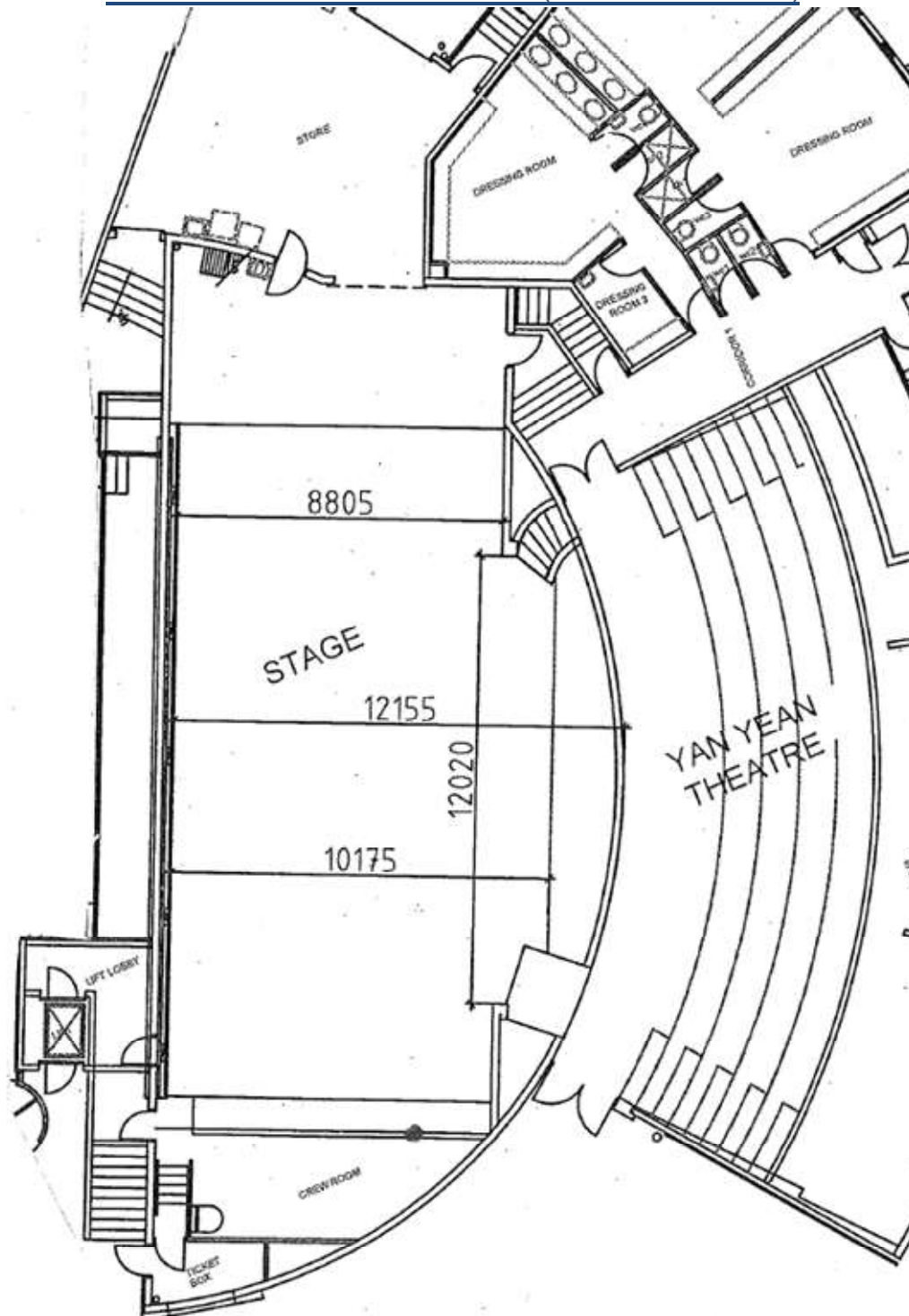
SEATING PLAN (AVAILABLE SEPERATELY)



LIGHTING PLAN (AVAILABLE SEPERATELY)



STAGE DIMENSION PLAN (AVAILABLE SEPERATELY)



DRESSING ROOM PLAN (AVAILABLE SEPERATELY)

